

# AIRSTREAM

EUROPEAN TRAVEL TRAILERS



Adventure, Inspired by Airstream






**INSPIRING ADVENTURE FOR NEARLY 80 YEARS**

In 1931 Airstream began with a dream to create lightweight travel trailers that slipped cleanly through the wind. And with it was born another dream, one of new freedoms, new places, new experiences, and new friendships. It was a dream so powerful and so enduring that it did far more than create a new way to travel; it created a new way of life shared by thousands upon thousands of families.

This latest fleet of Airstream Travel Trailers continues the tradition of extraordinary design and hand-crafted quality that has made Airstream world famous. Following our founder Wally Byam's credo, "Let's not make changes, let's make only improvements," this fleet offers the latest technology advancements and conveniences in a way that is distinctly Airstream. With travel trailers perfect for everyone from first-timers to seasoned Airstreamers, you're sure to find one ideal for the adventure that awaits you around the next bend!

**Bob Wheeler**  
President  
Airstream, Inc.



**ENVIRONMENTALLY FRIENDLY INVESTMENT**

Airstream has been green as long as it has been silver. Few things in life have proven to be as durable. In fact nearly 70% of all Airstreams ever built since 1931 are still on the road or in use today. This remarkable longevity has resulted in Airstream's equally impressive resale value.

Airstreams are designed to spend time on the road and to be handed down through generations. And should your Airstream come to the end of its life after many decades of service, its primary components (aluminium, steel and wood) are all recyclable.

Today Airstream is still the perfect vehicle for chasing dreams, pursuing the moment and enjoying a broad expansive vision of life.

**See More. Do More. Live More.**







## A TRUE DESIGN ICON

One look at an Airstream and you know exactly what it is for. It's meant to be lived in. It's meant to move. It's meant to help people reconnect with their world in a unique way that transcends its functionality.

Eight decades after its introduction, art historians and design experts are still extolling the purity and emotional appeal of this self-contained living accommodation. These stunning vehicles are the ultimate in luxury touring combining modern design and lifestyle aspiration in a way that no other leisure vehicle can match.

From the time they acquired their alluring aluminium shell, Airstreams have been a magnet for designers, architects and visionary owners eager to match interior spaces to their personal aspirations for colour, texture and utility.

"No one has yet to surpass them," said architect Margaret McCurry in *Architectural Digest*.

Airstream's Chairman, Larry Huttle, believes Airstream has become a design icon for reasons bordering on the transcendental. "I believe it has become a metaphor for freedom and many people aspire to that freedom," Huttle said. "There is a wandering spirit to the people who buy this product. They don't know what's over the next horizon but they want to go see it...There's a spiritual aspect to owning one." And that is what adventure, and Airstream, is all about.





**HIGHER TOWING MPG\***

**AERODYNAMIC AND FUEL EFFICIENT**

The very shape and styling that sets Airstreams apart, also contributes up to a 20% advantage in towing efficiency over a typical white box caravan.

Airstream's founder, Wally Byam, knew that a rounded profile would bring better aerodynamics with less head wind and side wind sensitivity and provide an extremely stable towing experience.

Today that classic design is more important than ever helping you to save money and keep you safer whilst towing.

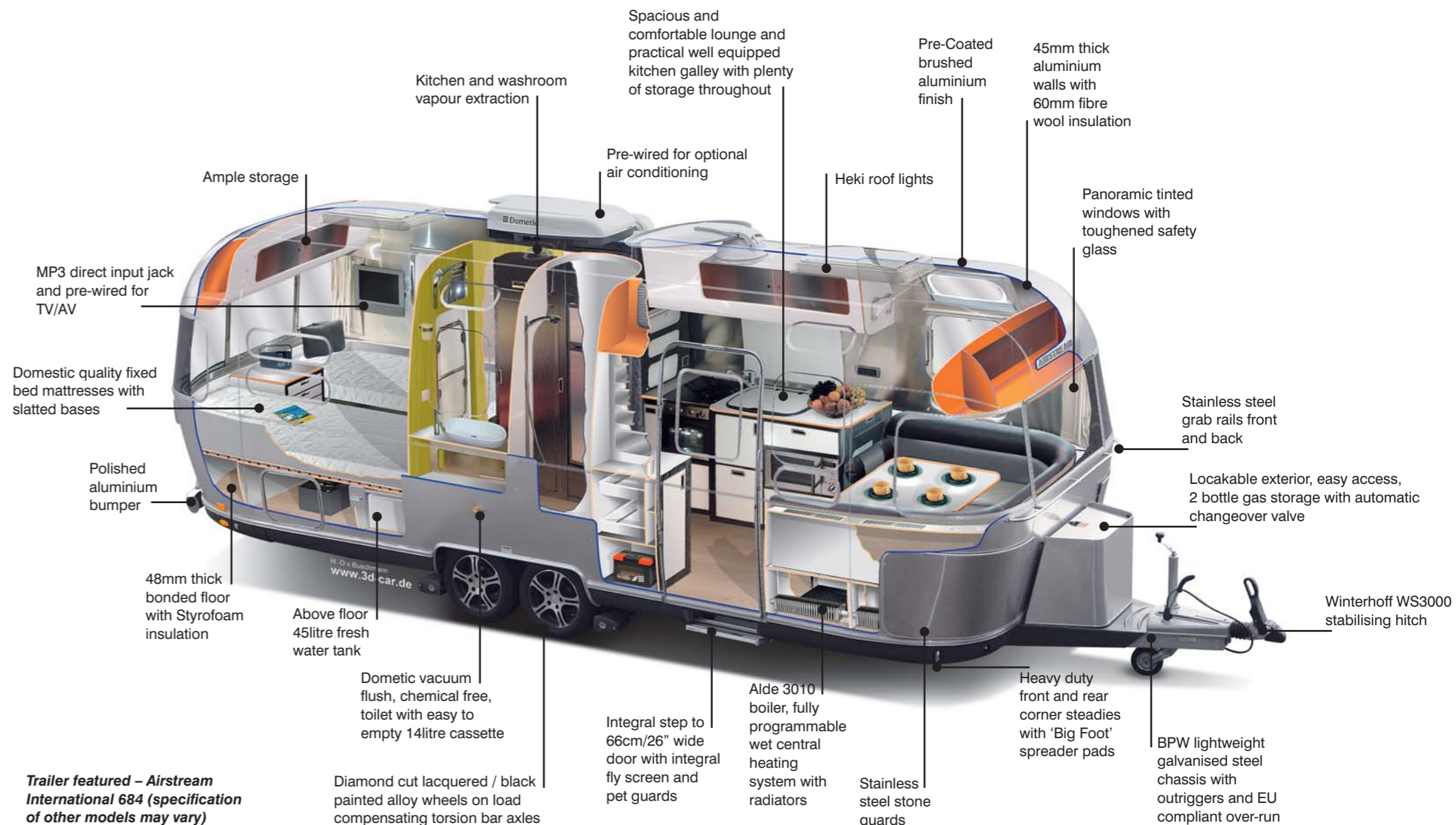
**SUPERIOR CROSS WIND DEFLECTION AND LOWER CENTRE OF GRAVITY PROMOTES FAR BETTER STABILITY THAN OTHER CARAVANS**



Airstream travel trailers are world-renowned for their superior structural integrity. That's because Airstream employs semi-monocoque construction, consisting of an inner and outer layer of aluminium stretched and hand riveted to the frame, working as an integral part of the structure. Everything inside the trailer goes in through the super wide entrance door once the shell has been built.

Completely hand-built, this aluminium skin offers unmatched durability and strength for its weight. Just ask one of more than 100,000 Airstream owners worldwide.

\*Actual mileage achieved may vary due to load, driving style, driving conditions and tow vehicle.



**Trailer featured – Airstream International 684 (specification of other models may vary)**





All it takes are sheets of high-grade aluminium, a ballet between two skilled Airstream associates, and thousands of rivets to fashion the shell of an Airstream.



**BAMBI 422**

When it was introduced in 1961, the Bambi became the first self contained Airstream in a small package and a name synonymous with the brand. Such is the importance of this iconic trailer that a vintage Bambi was displayed in the Museum of Modern Art (MoMA), New York, recently and remains as part of the museum’s permanent collection.

“The Bambi is a machine for living and travelling, the sort of industrialized, rationalized

vessel that had long been the dream object of modernist architects,” said Christian Larsen, the curatorial assistant who organized the installation.

Lightweight and nimble, the new 2 berth Airstream Bambi 422 has been redesigned to meet the needs of European Airstreamers and sets a new standard for ease of use.

Perfect for those who want to just hitch-up and go!

▼ Bambi’s roomy interior is spacious, practical and relaxing



▲ Comfy lounge



▲ Compact kitchen

The Bambi is a true premium compact trailer that lets you live large. With a smart floorplan designed to maximise space, it comes complete with a spacious L-shaped lounge, mid galley and end washroom with impressive shower cubicle and vacuum flush toilet. Plus more creature comforts than some trailers twice the size.

When you’re towing the Bambi, getting there seems almost effortless. It’s one of our lightest Airstreams ever allowing it to be towed efficiently by most midsize cars, with outstanding fuel efficiency.

Whether it’s a week of hiking in the Lake District or three nights of music at Glastonbury, you’ll enjoy all the comforts of home no matter what the occasion or how the mood takes you. So get out there – your adventure awaits!







The new European trailer fleet is designed, tested & certified to match the capabilities of EU tow cars, narrower EU roads and specific EU adopted standards and national legislation.



**AIRSTREAM INTERNATIONAL 532**

Award-winning architect and designer Christopher C. Deam brings together an ideal balance of form and function within the Airstream's stylish interior. Every colour, surface, shape and texture contributes to an atmosphere of comfortable, relaxed modernism. Combine this with the engineering passion and almost 80 years of road tested know-how

for which Airstream is famous - and welcome to the critically acclaimed, drop-dead gorgeous Airstream International travel trailer.

The International range has been specifically redesigned for Europe and incorporates galvanised steel chassis and running gear by BPW and the latest in light weight interior furniture design, European appliances and equipment.

▼ Twin bed wraparound lounge that converts to a huge double



▲ Spacious galley



▲ End washroom

Airstreams are versatile and spacious, yet full of modern amenities, fixtures and fittings. The interior surfaces are attractive, hard wearing and easy to clean.

The International décor has a modern upholstered colour scheme that complements the exposed aluminium, white and black maple laminate interior furniture.

The 532 provides a twin bed lounge that converts into a sumptuously sized double bed. The kitchen galley is very spacious and well equipped and has plenty of storage space. The end washroom contains a separate shower cubicle, vacuum flush toilet, hand basin and wardrobe.







See the world mirrored in an Airstream's gleaming skin. "At the beach you get the blue; in the woods you get the green," says award-winning Airstream designer Chris Deam.



**AIRSTREAM INTERNATIONAL 534**

Leave home without leaving the comforts of home behind you! No corners have been cut and nothing spared in creating a living space that lets you entertain in style, dine in comfort, and relax in peace. No other travel trailer comes close to creating this luxurious residential environment.

The 534 - Gracefully compact on the outside and roomy enough to sleep four on the inside. This single axle model features a fixed bed to the rear and a wraparound front lounge that converts quickly and effortlessly into a generous double bed. A fully equipped kitchen galley with handy worktop extension and a wet room with shower

▼ Airstreams have it all! Spacious interiors that are fully equipped with everything you need for modern mobile living



▲ U-shaped lounge



▲ Comfortable double bed

and vacuum flush toilet complete the layout.

Equipped for a dynamic lifestyle with 24/7 programmable Alde wet central heating, a stellar sound system and a host of must have optional extras including Sony flat-panel LCD TV. The International range is an aesthetic delight styled with polished aluminium and modern interior colour schemes.

Wally Byam had a simple strategy – "Let's not make changes, let's only make improvements." Airstream have only undertaken five body style improvements in their history. Each one building on the best aspects of the previous and contributing to the evolution of a timeless classic.







The Airstream International 684 is packed with everything you need for modern mobile living - while still leaving plenty of room to relax.



**AIRSTREAM INTERNATIONAL 684**

The award winning 684 lives up to the status of 'The Ultimate Travel Trailer'. It is an expression of innovation, comfort, and quality; a timeless design that embodies

8 decades of history in the making – Every fitting, every finish the result of a carefully considered approach to providing a dynamic interior living space.

▼ The interior surfaces are attractive, hard wearing and easy to clean



▲ Comfortable double



▲ Porcelain hand basin

A streamlined fully functional kitchen contains a stainless steel sink with integral drainer, chrome fixtures, fridge freezer, a top-of-the-line Spinflo oven & hob and more for easy meal preparation. In the bedroom a deluxe comfortable mattress and under-bed storage give a good night's sleep and a place to put your belongings. A leather upholstery option for the front lounge is also available.

The polished aluminium interior reflects the stylish, practical, and eye-catching lines of the Airstream. Discreet details reveal themselves within: overhead storage compartments are backlit through translucent sliding doors; Vista-View and wrap-around windows bring the outside in, or screened off provide a serene private space.





▼ Supplied with an infill mattress, the twin beds extend to form a very large double bed



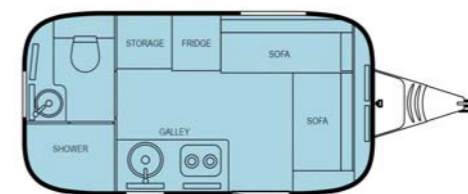
**FLOORPLANS**

Airstream's construction process is unique among RV manufacturers, not just for the world-class materials it uses, but also for the very design of its process. The semi-monocoque shell and chassis are assembled first. Then, before the interior skin and furniture are installed, Airstream tests each trailer in its Category 2 Hurricane Force water check facilities. This method makes it easy for Airstream's quality team to detect and remedy any leaks. Other RV manufacturers water check their products after the wall coverings, furniture and appliances have been installed. This makes it very difficult to detect leaks, especially those hidden behind bulky interior appointments.

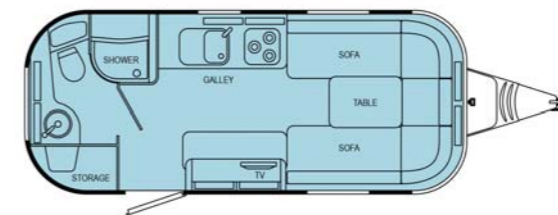
Airstream's proprietary construction process also ensures easy serviceability for all components. Everything, from the furniture to the appliances, is brought in through the door of the Airstream for installation. This means that any item needing service can easily be accessed and even removed if necessary - through the door.

Yes the process is more labour intensive. Yes, this process costs more, but Airstream customers demand and deserve the best; our unique process ensures they get it.

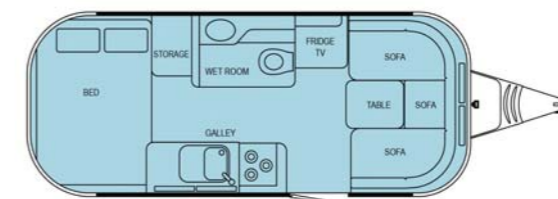
**Bambi 422**



**532**

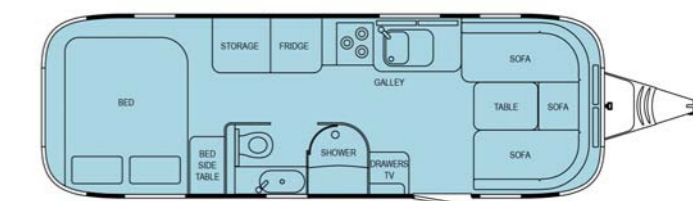


**534**

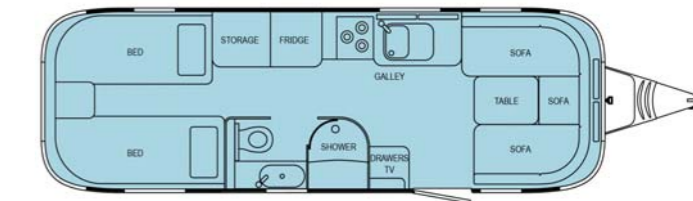


Please visit [www.airstream europe.co.uk](http://www.airstream europe.co.uk) to see a full set of model specifications, floorplans, features and options, and to find your nearest Airstream dealer.

**684 Double Bed**



**684 Twin Bed**





**SPECIFICATIONS**

TRAILER DIMENSIONS & WEIGHTS	Bambi 422	532	534	684 2.3m	684 2.5m
Berths	2	2	4	4	4
Fixed Double Bed	N/A	N/A	2130 x 1450mm / 7' x 4' 9"	1828 x 1500mm / 6' x 4' 11"	2030 x 1525mm / 6' 8" x 5"
Convertible Seating	2060 x 1400mm / 6' 9" x 4' 7"	2016 x 2006mm / 6' 7 1/4" x 6' 7"	2006 x 1270mm / 6' 7" x 4' 2"	2006 x 1370mm / 6' 7" x 4' 6"	2030 x 1525mm / 6' 8" x 5"
Fixed Twin Beds	N/A	N/A	N/A	2030/1880 x 810mm / 6'8"/6'2" x 2'8"	2030/1880 x 810mm / 6'8"/6'2" x 2'8"

DIMENSIONS	Bambi 422	532	534	684 2.3m	684 2.5m
Shipping Length	5690mm / 18' 8"	6808mm / 22' 4"	6808mm / 22' 4"	8250mm / 27' 3/4"	8250mm / 27' 3/4"
Internal Length	4140mm / 13' 7"	5315mm / 17' 5 1/4"	5315mm / 17' 5 1/4"	6806mm / 22' 4"	6806mm / 22' 4"
External Width (3/4" Allowance for Zipdee Awning Canopy)	2286mm / 7' 6"	2286mm / 7' 6"	2286mm / 7' 6"	2286mm / 7' 6"	2500mm / 8'
Internal Width	2126mm / 6' 11 3/4"	2126mm / 6' 11 3/4"	2126mm / 6' 11 3/4"	2126mm / 6' 11 3/4"	2330mm / 7'7"
External Height (Excl. AC, Inc aerial)	2800mm / 9' 2 3/4"	2650mm / 8' 8 1/2"	2650mm / 8' 8 1/2"	2650mm / 8' 8 1/2"	2650mm / 8' 8 1/2"
Maximum Headroom	1990mm / 6' 6"	1990mm / 6' 6"	1990mm / 6' 6"	1990mm / 6' 6"	1990mm / 6' 6"

WEIGHTS	Bambi 422	532	534	684 2.3m	684 2.5m
MTPLM	1320kg	1700kg	1700kg	2190kg	2,250kg
MIRO	1080kg	1370kg	1370kg	1760kg	1,820kg
Payload	240kg	330kg	330kg	430kg	430kg
Essential Habitation (see breakdown)	93kg	138kg	138kg	168kg	168kg
Personal Effects Allowance	82kg	103kg	103kg	137kg	137kg
Optional Equipment	65kg	89kg	89kg	125kg	125kg
Nose Weight (Laden, depends on options fitted & loading)	55-80kg	85-110kg	85-110kg	110-150kg	110-150kg
A Frame & Coupling Rating	100kg	150kg	150kg	150kg	150kg
Coupling Height	465mm	433mm	433mm	463mm	463mm
Tyres	185R14C 102/100R	205 / 65R15 LH102T	205 / 65R15 LH102T	185 / 60R15 94T	185 / 60R15 94T
Tyre Pressures	62psi	64psi	64psi	44psi	44psi

ESSENTIAL HABITATION WEIGHT	Bambi 422	532	534	684 2.3m	684 2.5m
LPG Bottles 5kg BP Gas Light (2 x 4.5kg empty)	9kg	9kg	9kg	9kg	9kg
90% of LPG Contents (5kg x 2 x 90%)	9kg	9kg	9kg	9kg	9kg
Aide Compact 3010 Boiler (Hot water tank)	8.4kg	8.4kg	8.4kg	8.4kg	8.4kg
Aide Boiler Reservoir (Glycol / water mix)	3.5kg	3.5kg	3.5kg	3.5kg	3.5kg
Aide Expansion Tank, Rads & Piping	7.7kg	7.7kg	7.7kg	9.5kg	9.5kg
Fresh Water Tank 45ltr (45L = 45kg x 90%)	N/A	40.5kg	40.5kg	40.5kg	40.5kg
Leisure Battery 12V (Gel type minimum 95Ah)	29.5kg	29.5kg	29.5kg	29.5kg	29.5kg
2nd Leisure Battery	N/A	N/A	N/A	29.5kg	29.5kg
Spare Wheel, Tyre & Wheel Carrier	25.4kg	25.4kg	25.4kg	25.4kg	25.4kg
15amp Mains Hook Up Cable	4kg	4kg	4kg	4kg	4kg
<b>TOTAL Kg</b>	<b>96.5kg</b>	<b>137kg</b>	<b>137kg</b>	<b>168.3kg</b>	<b>168.3kg</b>

POPULAR OPTIONS WEIGHTS	Bambi 422	532	534	684 2.3m	684 2.5m
Caravan Mover	30kg	30kg	30kg	60kg	60kg
AV upgrade 20" LCD TV	7.4kg	7.4kg	7.4kg	7.4kg	7.4kg
Additional 15" TV for bedroom	N/A	N/A	N/A	6kg	6kg
Air conditioning	31kg	31kg	31kg	34kg	34kg
Solar panel for roof (min)	N/A	4kg	4kg	4kg	4kg
Zipdee awning	20kg	34kg	34kg	42.2kg	42.2kg
Satellite system—fully automatic	N/A	N/A	N/A	20kg	20kg
Loose lay removable carpet	5kg	6kg	6kg	8kg	8kg
Leather upholstery	N/A	N/A	3.5kg	5kg	5kg
Chest of drawers	N/A	21kg	N/A	N/A	N/A

STANDARD EQUIPMENT - BODY SHELL	Bambi 422	532	534	684 2.3m	684 2.5m
Pre-coated bright aluminium finish (roof finish - white)	STD	STD	STD	STD	STD
45mm thick aluminium framed walls with 60mm insulation	STD	STD	STD	STD	STD
Stretch formed aluminium front and rear panels	STD	STD	STD	STD	STD
Stainless steel stone protectors to front lower panels	N/A	STD	STD	STD	STD
Stainless steel grab handles front and rear	STD	STD	STD	STD	STD
Lockable LPG compartment to suit EU bottle sizes	STD	STD	STD	STD	STD
Moulded drawbar cover and coupling shroud	STD	STD	STD	STD	STD
66cm / 26" wide door with cast hinges & inner fly screen	STD	STD	STD	STD	STD
Cast aluminium grab handle to entrance door	STD	STD	STD	STD	STD
Integral pull out step to entrance door	N/A	STD	STD	STD	STD
Integral automatic Omnistor electric step to entrance door	N/A	N/A	N/A	STD	STD
LED porch light with cast aluminium casing	N/A	STD	STD	STD	STD
LED external service & waste compartment light	N/A	N/A	STD	STD	STD
LED taillights with cast aluminium bezels	N/A	STD	STD	STD	STD
Combination rear tail lights	STD	N/A	N/A	N/A	N/A
Enamelled aluminium nameplate medallion	STD	STD	STD	STD	STD
Polished aluminium rear bumper	STD	STD	STD	STD	STD
Curved profile aerodynamic skirting on all sides	STD	STD	STD	STD	STD

WINDOWS, ROOFLIGHTS ETC.	Bambi 422	532	534	684 2.3m	684 2.5m
Front panoramic windows	N/A	STD	N/A	N/A	N/A
83cm Polyvision Aero front window	1	N/A	N/A	N/A	N/A
90cm wide opening rear window	N/A	1	N/A	N/A	N/A
Rear panoramic windows	N/A	N/A	STD	STD	STD
58cm Polyvision Aero rear window	1	N/A	N/A	N/A	N/A
45cm opening side windows	N/A	N/A	1	4	4
76cm opening side windows	N/A	2	N/A	N/A	N/A
63cm/48cm Polyvision Aero side window	1/1	N/A	N/A	N/A	N/A
45cm Vista-View roof lights	N/A	N/A	1	3	3

**SPECIFICATIONS**

WINDOWS, ROOFLIGHTS ETC. (Cont.)	Bambi 422	532	534	684 2.3m	684 2.5m
76cm Vista-View roof lights	N/A	1	N/A	N/A	N/A
45cm porthole stack windows	N/A	1	1	N/A	N/A
76cm porthole stack windows	N/A	N/A	2	2	2
Midi Heki roof light	N/A	1	1	2	2
Mini Heki roof light	1	N/A	N/A	N/A	N/A
45cm wide storage compartment door	N/A	1	1	N/A	N/A
76cm wide storage compartment door	N/A	1	N/A	N/A	N/A
90cm wide storage compartment door	N/A	N/A	1	1	1

CHASSIS & SUB STRUCTURE	Bambi 422	532	534	684 2.3m	684 2.5m
48mm thick sandwich floor - Styrofoam insulation	STD	STD	STD	STD	STD
BPW galvanised steel chassis, with outriggers	STD	STD	STD	STD	STD
BPW 1350kg load compensating torsion bar axles	N/A	N/A	N/A	2	2
BPW 1500kg rubber suspension axle	1	N/A	N/A	N/A	N/A
BPW 1700kg torsion bar axle, for smoother ride	N/A	1	1	N/A	N/A
EU compliant over-run braking system	STD	STD	STD	STD	STD
Winterhoff ZAF1,5-2 coupling with WS3000 stabiliser	1	N/A	N/A	N/A	N/A
Winterhoff ZAF2,0-2 coupling with WS3000 stabiliser	N/A	1	1	N/A	N/A
Winterhoff ZAF2,8-2 coupling with WS3000 stabiliser	N/A	N/A	N/A	1	1
Diamond cut lacquered / black painted 15" alloy wheels	N/A	2	2	4	4
15" Silver alloy wheels	STD	N/A	N/A	N/A	N/A
Heavy duty corner steadies with Big Foot spreader pads	4	4	4	4	4

ELECTRICAL	Bambi 422	532	534	684 2.3m	684 2.5m
Sargent's EC155 Power Control System	STD	N/A	N/A	N/A	N/A
Sargent's EC325 Power Control System c/w digital LCD display	N/A	STD	STD	STD	STD
Sargent's wiring harnesses throughout	STD	STD	STD	STD	STD
Ceiling / under roof locker low voltage lights (6 circuits)	N/A	21	25	30	30
Double ceiling / single roof locker low voltage lights (4 circuits)	4/1	N/A	N/A	N/A	N/A
Wall mounted reading lights, switched from fitting	N/A	2	4	4	4
230v power outlets, internal use	2	5	5	7	7
230v & 12v socket & TV outlet for external use	N/A	1	1	1	1
Pre-wired for optional air conditioning	STD	STD	STD	STD	STD

PLUMBING, AV & OTHER SYSTEMS	Bambi 422	532	534	684 2.3m	684 2.5m
Aide 3010 boiler & wet central heating system	STD	STD	STD	STD	STD
Above floor fresh water tank (45L) with level sensors	N/A	STD	STD	STD	STD
Whale Aquasmart onboard fresh water pump & solenoids	N/A	STD	STD	STD	STD
Whale onboard fresh water pump	STD	N/A	N/A	N/A	N/A
Additional gravity water fill inlet to fresh water tank	N/A	STD	STD	STD	STD
John Guest hot and cold water piping and fittings	STD	STD	STD	STD	STD
Rigid 38mm waste-piping	STD	STD	STD	STD	STD

PLUMBING, AV & OTHER SYSTEMS (Cont.)	Bambi 422	532	534	684 2.3m	684 2.5m
Dometic VT2500 vacuum toilet with 14L cassette	STD	STD	STD	STD	STD
EU spec gas manifold, 8 & 10mm gas piping & fittings	STD	STD	STD	STD	STD
Metal bodied taps and shower mixer valve	STD	STD	STD	STD	STD
Separate shower cubicle	STD	STD	N/A	STD	STD
Wetroom (shared washroom / shower space)	N/A	N/A	STD	N/A	N/A
External utility shower	N/A	STD	STD	STD	STD

APPLIANCES & AUDIO VISUAL	Bambi 422	532	534	684 2.3m	684 2.5m
Dometic 7391L 3 way fridge (105 litre)	STD	STD	N/A	N/A	N/A
Dometic 7551L 3 way fridge (117 litre)	N/A	N/A	STD	N/A	N/A
Dometic 7601L 3 way fridge with separate freezer (142L)	N/A	N/A	N/A	STD	STD
Spinflo Triplex combination gas oven / grille & 3 burner hob	N/A	STD	STD	STD	STD
Microwave oven	N/A	STD	STD	STD	STD
Smev combination gas oven / grille & 2 burner hob	STD	N/A	N/A	N/A	N/A
Smev circular sink with hinged glass lid	STD	N/A	N/A	N/A	N/A
Spinflo Argent sink and drainer with glass lid	N/A	STD	STD	STD	STD
Dometic CK150 extractor above cooking hob	N/A	STD	STD	STD	STD
12v extract fan to bathroom	N/A	STD	STD	STD	STD
12v Omnivent extractor fan / rooflight	STD	N/A	N/A	N/A	N/A
Status 315 omnidirectional TV antenna	STD	N/A	N/A	N/A	N/A
Status 530 directional TV & FM antenna	N/A	STD	STD	STD	STD
CD / radio and 4 speakers (2 speakers on Bambi 422)	STD	STD	STD	STD	STD
MP3 player direct input jack socket	N/A	STD	STD	STD	STD

INTERIOR	Bambi 422	532	534	684 2.3m	684 2.5m
Solid seat / mattress bases	STD	N/A	N/A	N/A	N/A
Slatted seat / mattress bases	N/A	STD	STD	STD	STD
Fixed position dining table	N/A	N/A	STD	STD	STD
Stowaway dining table	STD	STD	N/A	N/A	N/A
Fire retardant seating upholstery & cushions	STD	STD	STD	STD	STD
Blackout lined curtains to panoramic windows	N/A	STD	STD	STD	STD
Horex combination blinds and flyscreens	STD	N/A	N/A	N/A	N/A
Oceanair Railshade blackout blinds to other windows	N/A	STD	STD	STD	STD



# AIRSTREAM

## EUROPEAN TRAVEL TRAILERS



### **TO THE RESTLESS SPIRIT...**

The Airstream travel trailer beckons to those driven by an insatiable desire to see more, do more, and live more; a call to those who understand the allure of the open road, and the discovery of what lies beyond the next bend.

Airstream appeals to those who value independence and inspired design, and to those who recognise the quality and craftsmanship that have allowed one brand to stand the toughest test of all – time.

### **Adventure, Inspired by Airstream**

The Bambi and International range have been specifically designed for Europe and are only available through authorised European Airstream dealers. For more information contact:

**Airstream Europe Limited**  
Clock Garage Industrial Estate  
Tebay, Cumbria, UK CA10 3SS

Email sales enquiries to Michael Hold at [mhold@airstream.com](mailto:mhold@airstream.com)  
Tel: (+44) 015396 24141

### **[www.airstream europe.co.uk](http://www.airstream europe.co.uk)**

Product information, specifications, and photography in this brochure were as accurate as possible at the time of printing. Photographs may contain some features that are optional on your vehicle. Since we continually strive to improve our products, actual products may differ. Prices and specifications are subject to change without notice.

**Please Note:** The information contained in this brochure is intended as a guide only. Weights of individual vehicles may vary. Consult your owner's manual for complete loading, weighing, towing and operational instructions. Visit [www.airstream europe.co.uk](http://www.airstream europe.co.uk) for the latest details.

**THOR**  
INDUSTRIES, INC.